

# Statistics



**25 - 27  
OCTOBER  
2010**  
DEC - Doha  
Exhibition Centre



## MILIPOL QATAR 2010

8<sup>th</sup> INTERNATIONAL EXHIBITION  
OF INTERNAL STATE SECURITY  
Doha Exhibition Centre



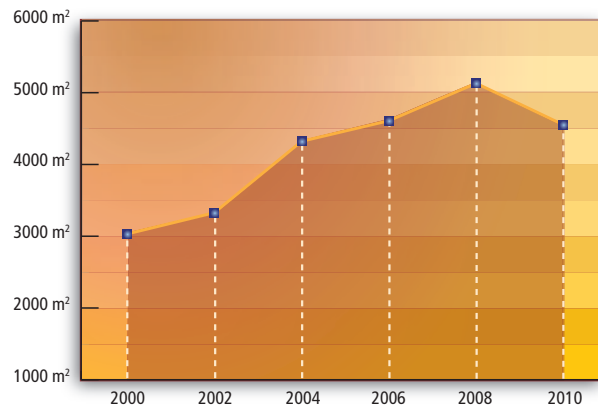
THE GATEWAY TO THE MIDDLE EAST  
SECURITY MARKET

[www.milipol.com](http://www.milipol.com)

# Exhibitors

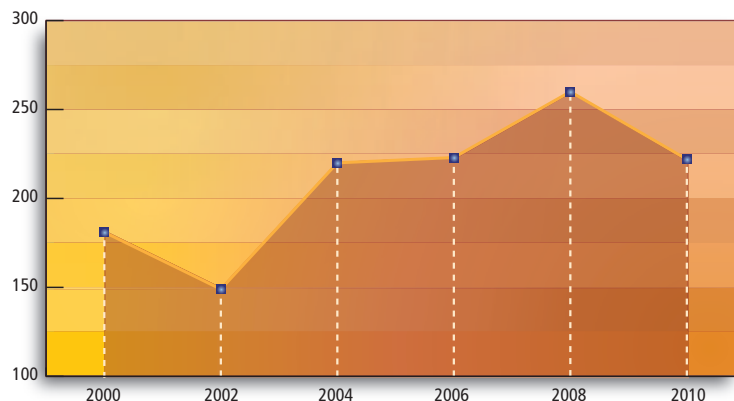
## Net floor area of built booths (2000 - 2010)

Years	Surface
2000 :	3.032 m <sup>2</sup>
2002 :	3.328 m <sup>2</sup>
2004 :	4.323 m <sup>2</sup>
2006 :	4.610 m <sup>2</sup>
2008 :	5.131 m <sup>2</sup>
2010 :	4.520 m <sup>2</sup>



## Exhibitor numbers evolution (2000 - 2010)

Years	Exhibitors
2000 :	181
2002 :	149
2004 :	220
2006 :	223
2008 :	260
2010 :	222



## Participation and origin

### 222 exhibitors from 33 countries:

- Australia (1) • Belarus (1) • Canada (2) • China (9) • Colombia (1)
- Czech Rep. (8) • Denmark (5) • France (48) • Germany (16) • India (2)
- Italy (9) • Kuwait (2) • Lebanon (2) • Netherlands (1) • Qatar (39)
- Russia (2) • Saudi Arabia (1) • Singapore (3) • South Africa (1) • Spain (3)
- Switzerland (4) • Taiwan (2) • Turkey (1) • UAE (11) • UK (24) • USA (17).

### 7 new countries:

- Finland (1) • Japan (1) • Kazakhstan (1) • Poland (1)
- Portugal (1) • Sweden (1) • Tunisia (1).

### Some exhibitors are gathered under 7 national groups:

- France (45) • Germany (10)
- Qatar (12) • Singapore (3)
- USA (15)
- and 2 new groups:**
- China (9) • Czech Rep. (7)

# Exhibitors

## Exhibitor breakdown by sector of activity

		%
<b>A</b>	Data protection - Information and Communication Systems	5
<b>B</b>	Economic & Industrial Intelligence	1
<b>C</b>	Systems Integration	4
<b>D</b>	Risk Analysis and Management	1
<b>E</b>	CBRN	3
<b>F</b>	Civil Defence	8
<b>G</b>	Forensic Science Services	3
<b>H</b>	Law Enforcement	10
<b>I</b>	Anti-Terrorism - Special Forces	9
<b>J</b>	Protection of Industrial and Sensitive Sites	5
<b>K</b>	Fight against Organised Crime	4
<b>L</b>	Security of Public Places - Urban Security	6
<b>M</b>	Transport Security	4
<b>N</b>	Port and Airport Security - Border Control	7
<b>O</b>	Road Safety	2
<b>P</b>	Security of Financial Systems	1
<b>Q</b>	Prison Sector	4
<b>R</b>	Oil and Gas Sector	3
<b>Z</b>	Others	5

## Exhibitors survey\*

**The top 3 exhibitors objectives by participating at Milipol Qatar 2010 were:**

- to strengthen their company image or increase their company visibility
- to meet their clients and strengthen their professional relationship
- to meet Middle East potential new customers

**The exhibitors of Milipol Qatar 2010 are satisfied with of the visitors met at their stand:**

- In terms of quality, at 86%
- In terms of quantity, at 66%

**82% of the exhibitors are satisfied** with their participation at Milipol Qatar 2010, and **84% intend to exhibit at Milipol Qatar 2012.**

\*Exhibitors survey : November 2010

# Visitors

## Attendance evolution

Years	Admissions	Countries	Official Delegations
2000	2500	32	18
2002	3640	60	14
2004	3900	58	20
2006	3714	69	170*
2008	4938	55	126*
<b>2010</b>	<b>4816</b>	<b>61</b>	<b>107*</b>

\*Delegates

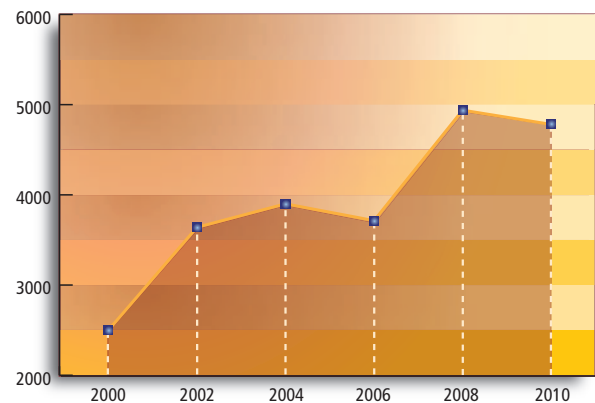
The high quality of the **107 overseas Official Delegates** present at the show - 23 countries represented - proved once more that Milipol Qatar is the gateway to the Middle East security market.

The Minister of State for Interior Affairs HE Sheik Abdulla bin Nasser bin Khalifa Al Thani opened the show in the presence of the French Minister of Interior, Mr. Brice Hortefeux.

The Ministry of Interior of Qatar signed **11 new contracts** for a total of **QR 164 millions**.

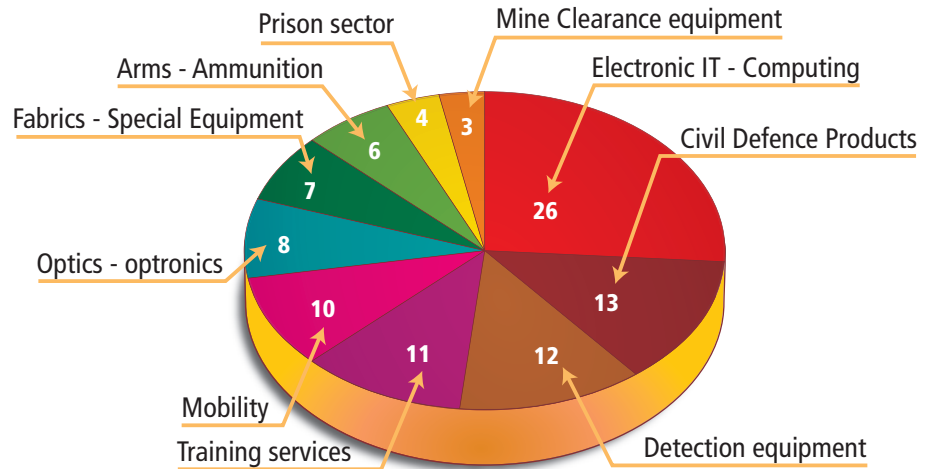
At Milipol Qatar 2010, **4816 visitors** came from **61 countries**, most of them from the GCC countries (95 %)

Visitors attendance evolution



# Visitors

## Visitors centres of interest (in %)



## Visitors Survey\*

A high level of satisfaction with a great number of visits planned for Milipol Qatar 2012.

**82% of the visitors** have a role in the **purchasing process** in their company.

The **top 4 major expectations** visiting Milipol Qatar are:

- to see new products, services and equipments
- to discover or confirm market's new trends and evolutions
- to get information about specific products
- to discover new potential suppliers

**87 %** of the visitors are **satisfied** with their visit of Milipol Qatar 2010.

**86%** of the visitors intend to **visit Milipol Qatar 2012**.

\*Visitors survey : November 2010

## Attendance evolution

	Nb of journalists
2000 :	102
2002 :	133
2004 :	121
2006 :	86
2008 :	127
<b>2010 :</b>	<b>135</b>

The number of **journalists** has **increased by 6 %** between 2008 and 2010.

The 135 journalists came from 6 countries (Qatar, Lebanon, Egypt, China, United-Kingdom and France).

**LOOKING FORWARD  
TO WELCOMING YOU  
AT MILIPOL QATAR 2012  
26 - 28 NOVEMBER 2012**



EDS MILIPOL

Immeuble le Wilson

70 avenue du Général-de-Gaulle

92 058 Paris-la-Défense, France

[www.milipol.com](http://www.milipol.com)

